

Teckentrup Sectional GSA Vision Garage Door Brochure 2025



ENQUIRIES@THEGARAGEDOORCENTRE.CO.UK
TELEPHONE: 01933 229135
MON - FRI 9:00AM - 5:00PM
SAT 9:00AM - 1:00PM

CARTECK SLX VISION.

Sectional garage doors with a panoramic presence



CARTECK GSA VISION.

Sectional garage doors with a contemporary minimalist aesthetic

SLX Vision

For a panoramic presence look no further than the CarTeck SLX Vision. The doors employ the same market-leading sectional lifting gear used on the standard CarTeck range with its concealed lifting springs, but with added wow-factor.

These automated doors have full width vision panels made from 40mm hollow aluminium profiles, with 20mm scratch resistant, polymer double glazing in a choice of six vision styles.



Image courtesy of Elite Garage Doors

WHAT PERFORMANCE CAN I EXPECT?

As part of the CE marking process, each product must have its performance provided for a defined set of characteristics to allow fair comparison between products from different manufacturers. Other characteristics can also be included, if relevant to a door's performance. The following tables show the performance characteristics of CarTeck SLX Vision and GSA Vision sectional garage doors.

SLX VISION PERFORMANCE CHARACTERISTIC

RATING

Resistance to Windload EN 12424	Class 2
Watertightness EN 12425	Class 2
Air Permeability EN 12426	Class 2
Thermal Transmittance EN 13241	3.5 W/m ² k
Operating Forces (hand Operated) EN 12604	150 N

GSA Vision

Multiple mullions give the CarTeck GSA Vision an ultra-contemporary, minimalist aesthetic. Choose privacy and light with satin or frosted glazing.

These automated doors have sections made from 40mm hollow aluminium profiles, with 20mm scratch resistant, polymer double glazing. The doors also employ the same market-leading sectional lifting gear used on the standard CarTeck range with its concealed lifting springs and quiet smooth action.



Matching side doors available.



GSA VISION PERFORMANCE CHARACTERISTIC

RATING

Resistance to Windload EN 12424	Class 2
Watertightness EN 12425	Class 2
Air Permeability EN 12426	Class 2
Thermal Transmittance EN 13241	3.3 W/m ² k
Operating Forces (hand Operated) EN 12604	150 N



CE
UK
CA

Our doors and openers are independently tested and certified to all current safety legislation and carry a CE/UKCA mark.

TECKENTRUP
DOOR SOLUTIONS

SLX Vision





HOME | STYLE YOUR SLX DOOR

Style Your SLX Door



Selecting the section colour and glazing type creates your door.



WHAT WILL MY DOOR LOOK LIKE?

Full width glazing up to 3250mm wide (no mullions)



Single mullion over 3250mm wide, maximum width 4000mm.




The number of sections is dependent on door height and is shown below:




4 sections Doors up to 2280mm high. 5 sections Doors up to 2835mm high. 6 sections Doors up to 3000mm high.

VISION OPTIONS

Windows are made from double pane scratch-resistant polymer.




Clear ☐




Satin ☐



Frosted ☐



Brown Tint ☐
50% transmission
(approx) Clear only.



Grey Tint ☐
43% transmission
(approx) Clear only.

COLOURS

<input type="checkbox"/> White RAL 9016	<input type="checkbox"/> White Aluminium RAL 9006	<input type="checkbox"/> Grey Aluminium RAL 9007	<input type="checkbox"/> Light Grey RAL 7035
<input type="checkbox"/> Window Grey RAL 7040	<input type="checkbox"/> Quartz Grey RAL 7039	<input type="checkbox"/> Umbra Grey RAL 7022	<input type="checkbox"/> Slate Grey RAL 7015
<input type="checkbox"/> Anthracite Grey RAL 7016	<input type="checkbox"/> Jet Black RAL 9005	<input type="checkbox"/> Steel Blue RAL 5011	<input type="checkbox"/> Moss Green RAL 6005
<input type="checkbox"/> Fir Green RAL 6009	<input type="checkbox"/> Flame Red RAL 3000	<input type="checkbox"/> Sepia Brown RAL 8014	<input type="checkbox"/> Cream RAL 9001

A NOTE ABOUT COLOUR

Where doors are exposed to direct sunlight, dark colours should be avoided.

RAL references for colours are provided as a guide only to the nearest similar RAL colour. Colours will not match to other RAL finishes due to different coating processes, gloss levels, substrates and textures. Similarly, special RAL, BS or other colours will not be a precise match.

Colours shown are limited in accuracy by the printing process - samples should always be requested.

All frame legs, headers & 3D profiles are available in smooth finish only.



GSA Vision





HOME | STYLE YOUR SLX DOOR

Style Your GSA Door

Selecting the section colour and glazing type creates your door.



Matching side doors available.

WHAT WILL MY DOOR LOOK LIKE?

The number of vertical mullions is dependent on door width and is shown below:

Doors up to 2235mm wide



◀ 2 windows

Doors up to 2438mm wide



◀ 3 windows

Doors up to 3353mm wide



◀ 4 windows

Doors up to 4420mm wide



◀ 5 windows

Doors up to 5500mm wide



◀ 6 windows

The number of sections is dependent on door height and is shown below:



4 sections Doors up to 2280mm high.




5 sections Doors up to 2835mm high.



6 sections Doors up to 3000mm high.

VISION OPTIONS

Windows are made from double pane scratch-resistant polymer.



COLOURS

 <div>White RAL 9016</div>	 <div>White Aluminium RAL 9006</div>	 <div>Grey Aluminium RAL 9007</div>	 <div>Light Grey RAL 7035</div>
 <div>Window Grey RAL 7040</div>	 <div>Quartz Grey RAL 7039</div>	 <div>Umbra Grey RAL 7022</div>	 <div>Slate Grey RAL 7015</div>
 <div>Anthracite Grey RAL 7016</div>	 <div>Jet Black RAL 9005</div>	 <div>Steel Blue RAL 5011</div>	 <div>Moss Green RAL 6005</div>
 <div>Fir Green RAL 6009</div>	 <div>Flame Red RAL 3000</div>	 <div>Sepia Brown RAL 8014</div>	 <div>Cream RAL 9001</div>



A NOTE ABOUT COLOUR

Where doors are exposed to direct sunlight, dark colours should be avoided.

RAL references for colours are provided as a guide only to the nearest similar RAL colour. Colours will not match to other RAL finishes due to different coating processes, gloss levels, substrates and textures. Similarly, special RAL, BS or other colours will not be a precise match.

Colours shown are limited in accuracy by the printing process - samples should always be requested.

All frame legs, headers & 3D profiles are available in smooth finish only.

HOME | PROFILE

6 POINT GUARANTEE

The warranty periods below only apply to products that have been correctly installed as per the instructions, maintained by a Garage Door Specialist and operated and cleaned in accordance with the requirements set out in the operating and maintenance sections of instructions and labels.

2/5/10

2/5/10 Year Guarantee

2-year manufacturer's guarantee

- on polymer and aluminium window units

5-year manufacturer's guarantee

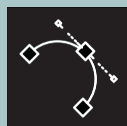
- on rollers, hinges, cable pulleys, cables and standard springs
(opening/closing max. 5 times a day)

10-year manufacturer's guarantee

- on panels against rust penetration from inside to outside
- against door panel separation of steel from foam
- on material and manufacturing flaws of all non-moving parts of the frame that are verifiably unusable or whose usability is substantially compromised
- on floor seal, intermediate seals, side seals and lintel seal against rotting

The guarantee does not apply to doors that are subjected to extreme conditions, e.g. corrosive influences resulting from use in a coastal climate with high salt content.

April 2025



Design

We combine ease of use with aesthetics

Good design uses innovative technology to make using a product intuitive and effortless. CarTeck garage doors offer a wide range of design options that will transform the look of your home and the way you use your garage space.



Safety & Security

We combine security with safety

Our products are designed to provide peace of mind with both physical security and the knowledge that durability and safe operation are inherent.



Service

We combine speed with reliability

The Teckentrup team and our network of Garage Door Specialists installers love to make your new door a pleasure to own. From planning to installation. You'll always receive expert advice and the best service for installation, maintenance and aftercare.

Quality & Environment

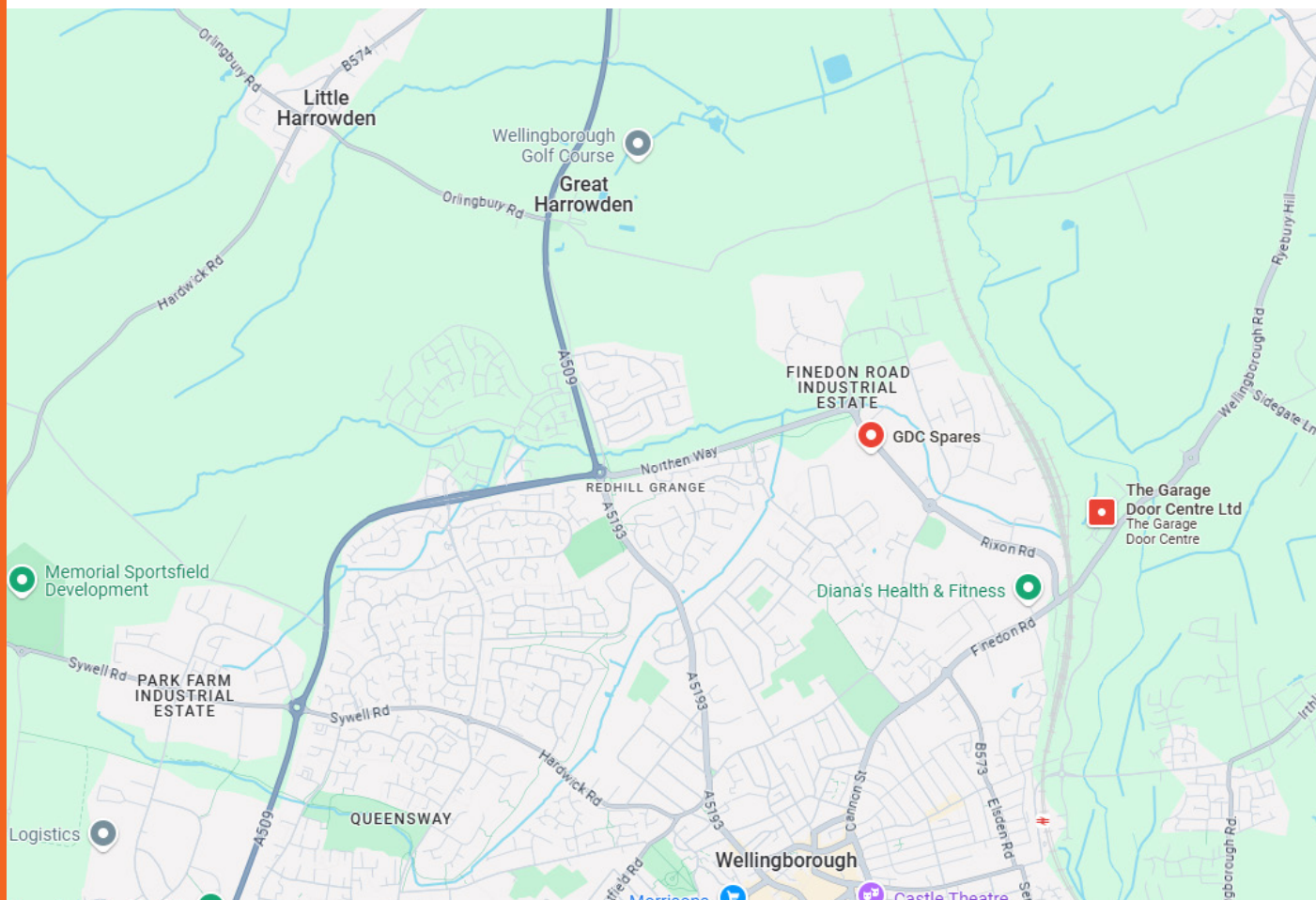
Teckentrup operates to quality procedures audited to ISO 9001. We care about the environment too - this is why our products are certified in accordance with the Environmental Product Declaration (EPD).



ISO 14001 Environmental Management
ISO 50001 Energy Management

TECKENTRUP
DOOR SOLUTIONS





6-8 MEADOW CLOSE,
ISE VALLEY TRADING ESTATE
FINEDON ROAD
WELLINGBOROUGH
NN8 4BH

ENQUIRIES@THEGARAGEDOORCENTRE.CO.UK
TELEPHONE: 01933 229135
MON - FRI 9:00AM - 5:00PM
SAT 9:00AM - 1:00PM